



















MPUMALANGA PROVINCE



Department of Agriculture & Land Administration

Broad Soil Types  
(Land Type)

**Legend**  
**Land Type**

-  Ab
-  Ac
-  Ad
-  Ae
-  Ah
-  Ba
-  Bb
-  Bc
-  Bd
-  Ca
-  Da
-  Dc
-  Ea
-  Fa
-  Fb
-  Hb
-  lb
-  lc



1:450,000

Compiled by:  
Resource Management & Land Use Planning  
DALA - Mpumalanga